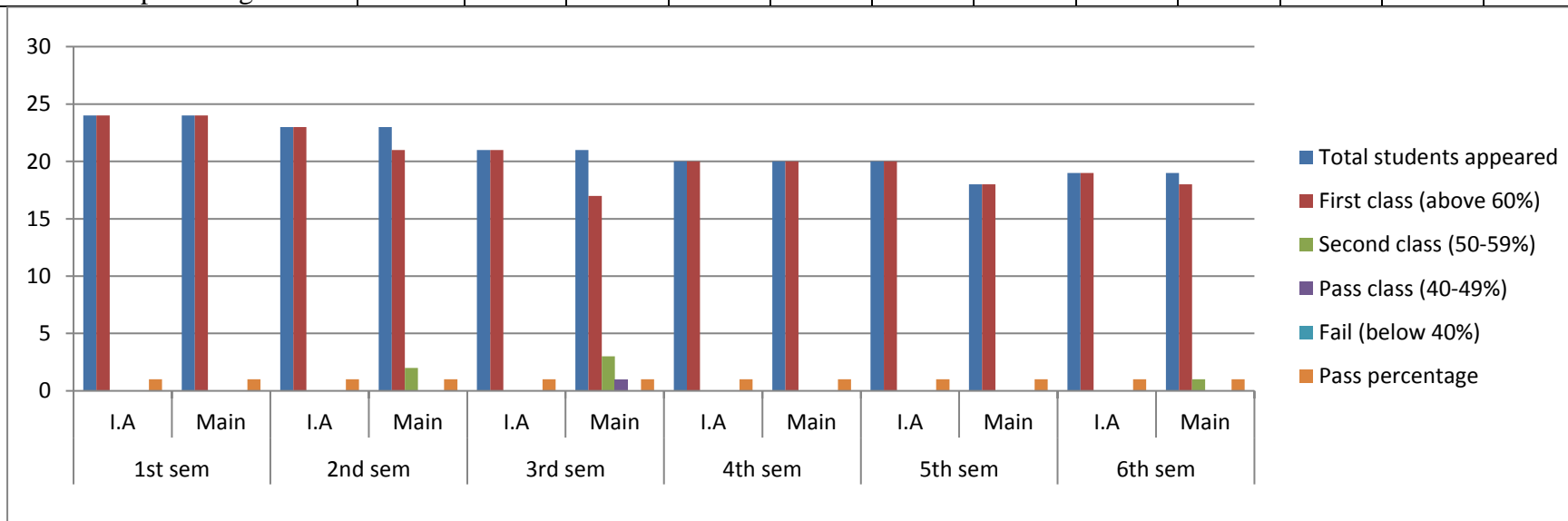


DEPARTMENT OF BOTANY, AVK COLLEGE FOR WOMEN, HASSAN
Results from 2012- 2016
RESULT ANALYSIS

2012-2015 Batch

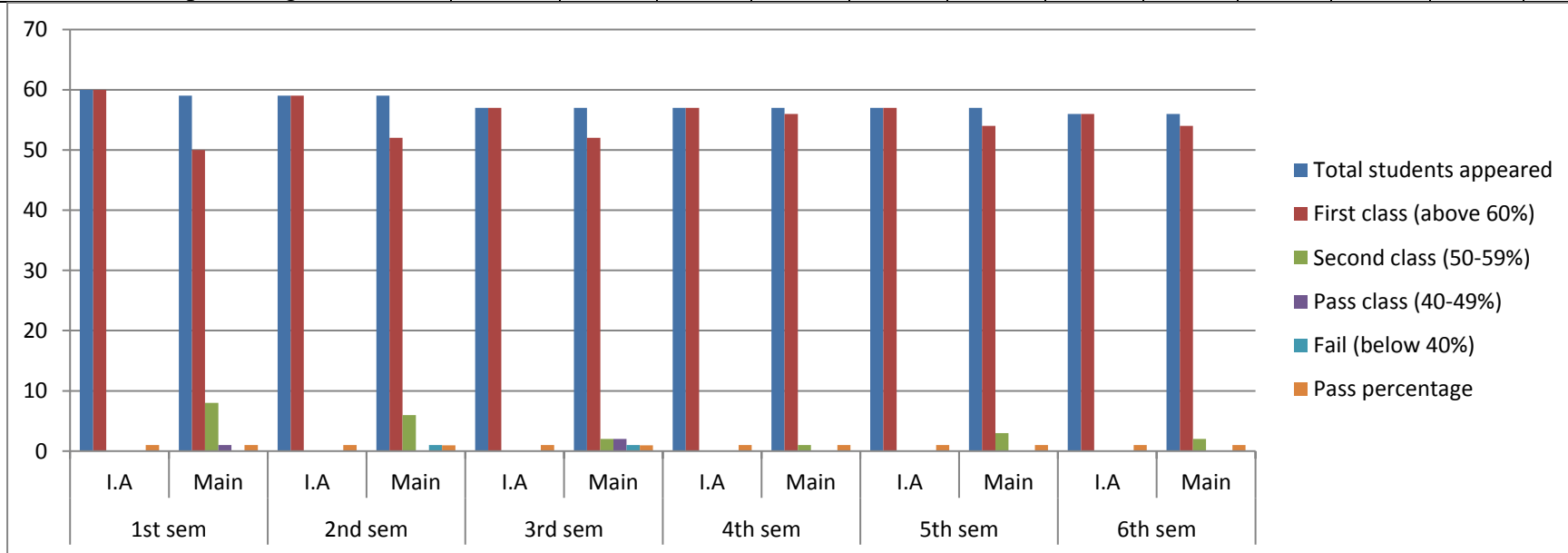
	1 st sem		2 nd sem		3 rd sem		4 th sem		5 th sem		6 th sem	
	I.A	Main	I.A	Main	I.A	Main	I.A	Main	I.A	Main	I.A	Main
Total students appeared	24	24	23	23	21	21	20	20	20	18	19	19
First class (above 60%)	24	24	23	21	21	17	20	20	20	18	19	18
Second class (50-59%)	-	-	-	2	-	3	-	-	-	-	-	1
Pass class (40-49%)	-	-	-	-	-	1	-	-	-	-	-	-
Fail (below 40%)	-	-	-	-	-	-	-	-	-	-	-	-
Pass percentage	100%	100%	100%	100%	100%	100%	100%	100%	100%	100%	100%	100%



The Students were fairly good in performance except dropouts gradually from first semester to sixth semester. All the students have secured distinction and First class (100 %) except one student in final semester. In IA marks Out of Out percentage.

2013-2016 Batch

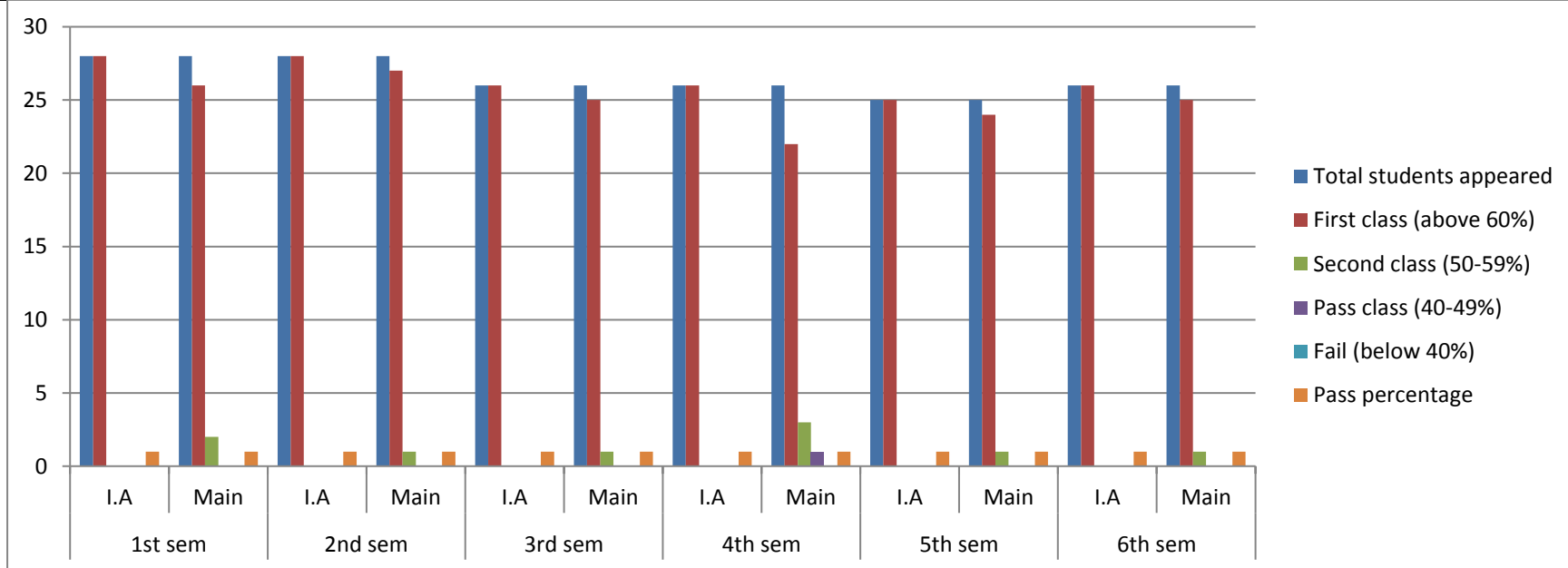
	1 st sem		2 nd sem		3 rd sem		4 th sem		5 th sem		6 th sem	
	I.A	Main	I.A	Main	I.A	Main	I.A	Main	I.A	Main	I.A	Main
Total students appeared	60	59	59	59	57	57	57	57	57	57	56	56
First class (above 60%)	60	50	59	52	57	52	57	56	57	54	56	54
Second class (50-59%)	-	8	-	6	-	2	-	1	-	3	-	2
Pass class (40-49%)	-	1	-	-	-	2	-	-	-	-	-	-
Fail (below 40%)	-	-	-	1	-	1	-	-	-	-	-	-
Pass percentage	100%	100%	100%	98%	100%	98%	100%	100%	100%	100%	100%	100%



The students strength was reduced from 60 to 56 and has 100 % result with 97% distinction and first class, only 4% second and pass. The students have proved with very good results with 100% in IA marks.

2014-2017 Batch

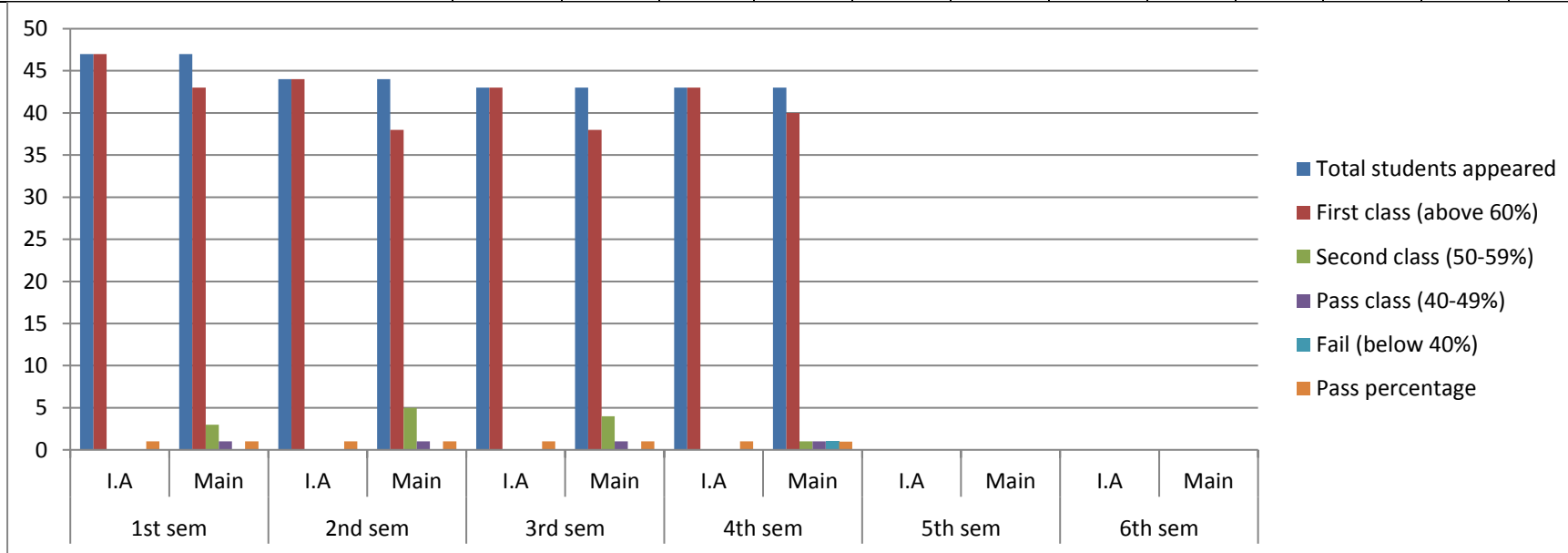
	1 st sem		2 nd sem		3 rd sem		4 th sem		5 th sem		6 th sem	
	I.A	Main	I.A	Main	I.A	Main	I.A	Main	I.A	Main	I.A	Main
Total students appeared	28	28	28	28	26	26	26	26	25	25	26	26
First class (above 60%)	28	26	28	27	26	25	26	22	25	24	26	25
Second class (50-59%)	-	2	-	1	-	1	-	3	-	1	-	1
Pass class (40-49%)	-	-	-	-	-	-	-	1	-	-	-	-
Fail (below 40%)	-	-	-	-	-	-	-	-	-	-	-	-
Pass percentage	100%	100%	100%	100%	100%	100%	100%	100%	100%	100%	100%	100%



The students strength was reduced from 28 to 26 and have 100 % result with 98% distinction and first class, only 2% second. The students have proved with very good results both in University and IA marks.

2015-2018 Batch


	1 st sem.		2 nd sem.		3 rd sem.		4 th sem.		5 th sem.		6 th sem.	
	I.A	Main	I.A	Main	I.A	Main	I.A	Main	I.A	Main	I.A	Main
Total students appeared	47	47	44	44	43	43	43	43				
First class (above 60%)	47	43	44	38	43	38	43	40				
Second class (50-59%)	-	3	-	5	-	4	-	1				
Pass class (40-49%)	-	1	-	1	-	1	-	1				
Fail (below 40%)	-	-	-	-	-	-	-	1				
Pass percentage	100%	100%	100%	100%	100%	100%	100%	98%				



The students strength was reduced from 47 to 43 and have 98 % result with 93% distinction and first class, only 2% second , 2%pass. And 2% fail .The overall result is good but the students would have been made 100 % by continuous attention on the students.But 100% result in IA marks.

2016-2019 Batch

	1 st sem		2 nd sem		3 rd sem		4 th sem		5 th sem		6 th sem	
	I.A	Main	I.A	Main	I.A	Main	I.A	Main	I.A	Main	I.A	Main
Total students appeared	52	52	50	50								
First class (above 60%)	52	38	50	38								
Second class (50-59%)	-	10	-	6								
Pass class (40-49%)	-	3	-	5								
Fail (below 40%)	-	1	-	1								
Pass percentage	100%	98%	100%	98%								



The result is good except total percentage which is reduced to 98% in university result but 100% in IA marks. Fail and second class students are to be improved by giving tutorial classes.